

**PERKINS
 + WILL**

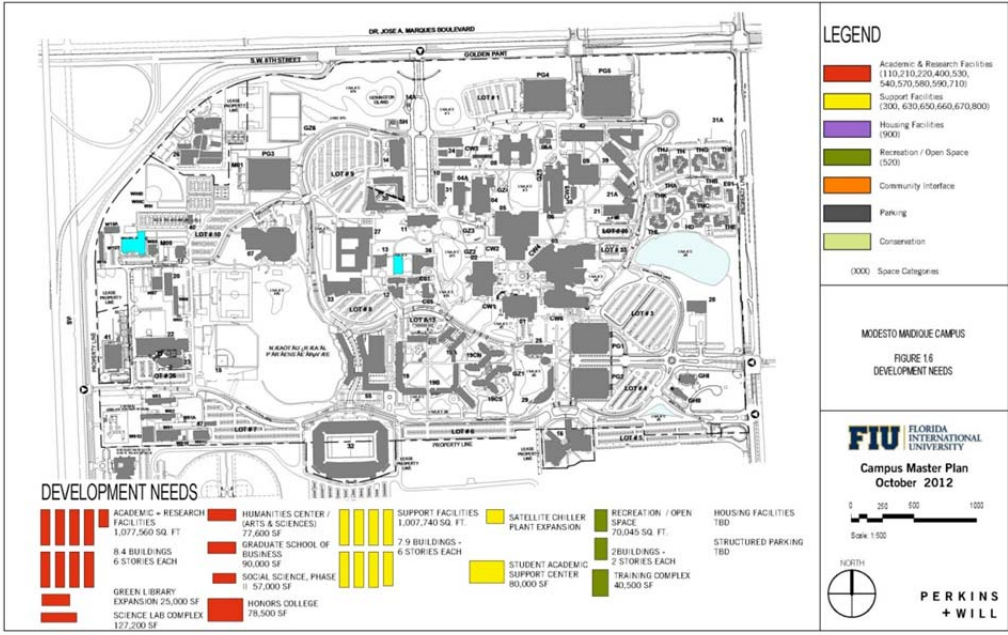
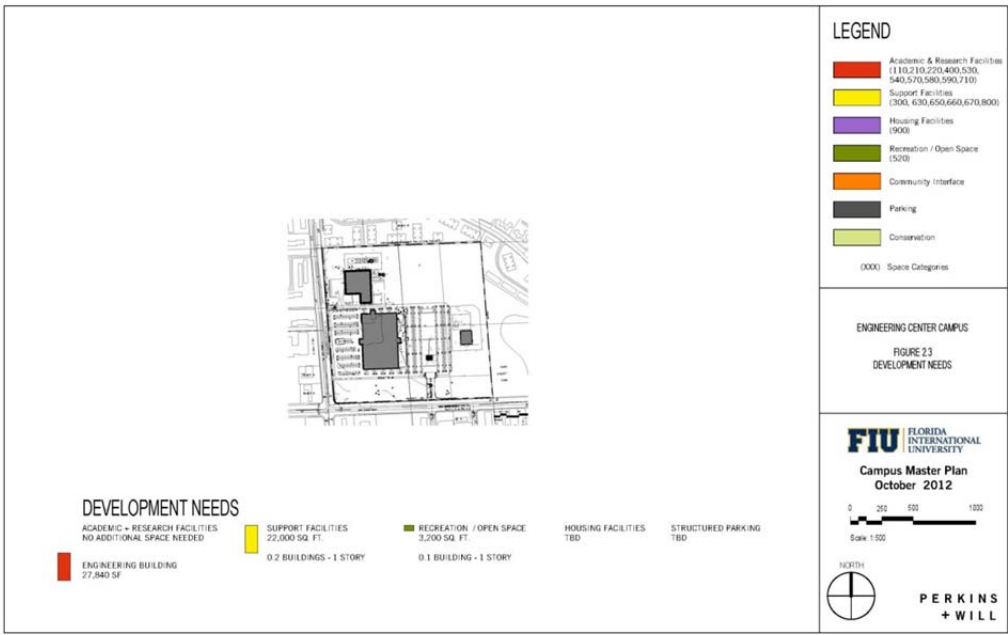
Meeting Minutes


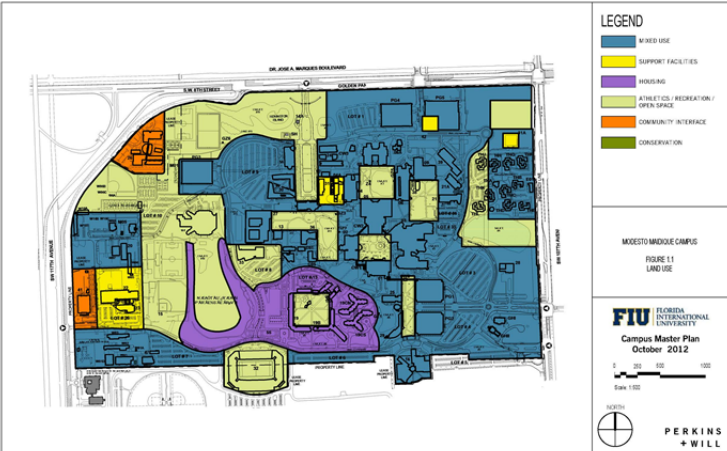
By:	Perkins+Will - GK	Date:	11/30/2012
Meeting Date:	10/02/2012	Project Name:	BT-857 FIU-Campus Master Plan Update 2010-2020
Meeting Time:	1:30pm-3:30pm	Project No.:	810369.000
Meeting Location:	FIU CSC Rm 1123	Attendees:	<i>Focus Group Members:</i> -Steven Moll, Steering Committee Advocate -Jim Wassenaar (Student Affairs) -Greg Olson (BBC Student Affairs) -Rob Frye (Rec. Services) -Carrie Kasher (Sustainability) -Jerry Alvarez (Sustainability) -Michael Heithaus (Coastal) -Joost Nuninga (Solid Waste) -Marta Canaves (Landscape Architecture) -Emilio Collyer (FIU Student - BBC) -Bob Griffith, FIU -Stuart Grant, FIU -Krisan Osterby, P+W -Gene Kluesner, P+W -Pat Bosch, P+W -Leo Alvarez, P+W -Ben Sporer, P+W -Mike Kroll, ML
Next Meeting Date:	December 3, 2012 2:00pm-4:00pm		


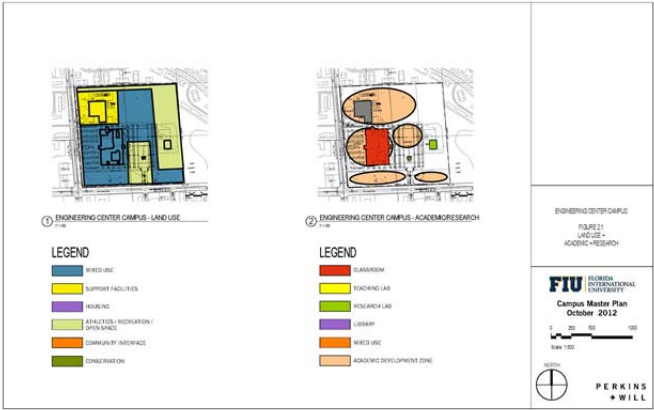
The attached are meeting notes for **Work Session #2**

FOCUS GROUP 2 –Open Space, Recreation, Land Use, Conservation and Coastal Management

Item No.	Description																																																																																																																																																																										
2.1	Data/Schedule/Meetings confirmation: additional data requests for Inventory and Analysis report, project schedule, and upcoming meetings were confirmed with focus group.																																																																																																																																																																										
2.2	<p>Review Focus Group discussions and homework summaries; FIU strengths, weaknesses, and best practices:</p> <p>-Images and examples from homework assignments were discussed.</p> <p>Focus Group #2: Planning Precedents / Best Practices</p> <ul style="list-style-type: none"> - Public liberal arts schools: potential model for BBC - UniverCity mixed use development: Simon Fraser University in Vancouver BC - Model multi-campus system: <ul style="list-style-type: none"> • VCU: main campus and Medical School Campus. • Penn State: main campus with branch learning - Place making / Special branded areas on campus: <ul style="list-style-type: none"> • Model open space: Duke, Vanderbilt, U of Miami, and UF • Ohio State University Oval • UVA quad • Fountains, bamboo gardens, lakes, “kissing bridges”, hammocks, swinging benches, and butterfly gardens, • AHC corner quad that visually welcomes outsiders into FIU campus. - Model comprehensive planning with sustainability: <ul style="list-style-type: none"> • HUD Sustainability Principles – e.g. livability, walkability • Intentional and Measurable - Oasis in the City: USC and UCLA <p>-Additional discussion included creating a tree canopy percentage target for each campus.</p>																																																																																																																																																																										
2.3	<p>Overall Enrollment Projections were reviewed:</p> <table border="1"> <thead> <tr> <th rowspan="2">University Enrollment By Campus</th> <th colspan="2">CURRENT (2011)</th> <th colspan="2">2015</th> <th colspan="2">2020</th> <th colspan="2">2035 (Strategic plan)</th> </tr> <tr> <th>HC</th> <th>FTE</th> <th>HC</th> <th>FTE</th> <th>HC</th> <th>FTE</th> <th>HC</th> <th>FTE</th> </tr> </thead> <tbody> <tr> <td>MMC-Total</td> <td></td> <td></td> <td></td> <td></td> <td></td> <td></td> <td></td> <td></td> </tr> <tr> <td>Enrollment</td> <td>33,199</td> <td>19,417</td> <td>36,084</td> <td>22,139</td> <td>37,719</td> <td>24,650</td> <td>48,750</td> <td>34,339</td> </tr> <tr> <td>Undergraduate</td> <td>27,662</td> <td>15,412</td> <td>29,816</td> <td>17,461</td> <td>31,004</td> <td>19,489</td> <td>40,078</td> <td>27,726</td> </tr> <tr> <td>Graduate</td> <td>5,537</td> <td>4,005</td> <td>6,268</td> <td>4,678</td> <td>6,715</td> <td>5,161</td> <td>8,672</td> <td>6,613</td> </tr> <tr> <td>BBC- Total</td> <td></td> <td></td> <td></td> <td></td> <td></td> <td></td> <td></td> <td></td> </tr> <tr> <td>Enrollment</td> <td>7,273</td> <td>2,895</td> <td>7,838</td> <td>3,267</td> <td>9,055</td> <td>3,906</td> <td>16,000</td> <td>5,238</td> </tr> <tr> <td>Undergraduate</td> <td>6,713</td> <td>2,606</td> <td>7,236</td> <td>2,950</td> <td>8,359</td> <td>3,526</td> <td>14,769</td> <td>4,743</td> </tr> <tr> <td>Graduate</td> <td>560</td> <td>289</td> <td>602</td> <td>317</td> <td>696</td> <td>380</td> <td>1,231</td> <td>495</td> </tr> <tr> <td>EEC Total</td> <td></td> <td></td> <td></td> <td></td> <td></td> <td></td> <td></td> <td></td> </tr> <tr> <td>Enrollment</td> <td>2,456</td> <td>1,055</td> <td>2,647</td> <td>1,188</td> <td>2,918</td> <td>1,379</td> <td>3,552</td> <td>1,894</td> </tr> <tr> <td>Undergraduate</td> <td>1,942</td> <td>864</td> <td>2,093</td> <td>979</td> <td>2,302</td> <td>1,137</td> <td>2,799</td> <td>1,569</td> </tr> <tr> <td>Graduate</td> <td>514</td> <td>191</td> <td>554</td> <td>209</td> <td>616</td> <td>242</td> <td>753</td> <td>325</td> </tr> <tr> <td>On-Line Total</td> <td></td> <td></td> <td></td> <td></td> <td></td> <td></td> <td></td> <td></td> </tr> <tr> <td>Enrollment</td> <td>14,998</td> <td>5,985</td> <td>16,166</td> <td>6,742</td> <td>22,707</td> <td>9,742</td> <td>31,318</td> <td>11,326</td> </tr> <tr> <td>Undergraduate</td> <td>13,202</td> <td>4,997</td> <td>14,230</td> <td>5,663</td> <td>19,996</td> <td>8,182</td> <td>27,582</td> <td>9,516</td> </tr> <tr> <td>Graduate</td> <td>1,796</td> <td>988</td> <td>1,936</td> <td>1,079</td> <td>2,711</td> <td>1,560</td> <td>3,736</td> <td>1,810</td> </tr> <tr> <td>University Total</td> <td>57,926</td> <td>29,352</td> <td>62,735</td> <td>33,336</td> <td>72,399</td> <td>39,677</td> <td>99,620</td> <td>52,797</td> </tr> </tbody> </table>	University Enrollment By Campus	CURRENT (2011)		2015		2020		2035 (Strategic plan)		HC	FTE	HC	FTE	HC	FTE	HC	FTE	MMC-Total									Enrollment	33,199	19,417	36,084	22,139	37,719	24,650	48,750	34,339	Undergraduate	27,662	15,412	29,816	17,461	31,004	19,489	40,078	27,726	Graduate	5,537	4,005	6,268	4,678	6,715	5,161	8,672	6,613	BBC- Total									Enrollment	7,273	2,895	7,838	3,267	9,055	3,906	16,000	5,238	Undergraduate	6,713	2,606	7,236	2,950	8,359	3,526	14,769	4,743	Graduate	560	289	602	317	696	380	1,231	495	EEC Total									Enrollment	2,456	1,055	2,647	1,188	2,918	1,379	3,552	1,894	Undergraduate	1,942	864	2,093	979	2,302	1,137	2,799	1,569	Graduate	514	191	554	209	616	242	753	325	On-Line Total									Enrollment	14,998	5,985	16,166	6,742	22,707	9,742	31,318	11,326	Undergraduate	13,202	4,997	14,230	5,663	19,996	8,182	27,582	9,516	Graduate	1,796	988	1,936	1,079	2,711	1,560	3,736	1,810	University Total	57,926	29,352	62,735	33,336	72,399	39,677	99,620	52,797
University Enrollment By Campus	CURRENT (2011)		2015		2020		2035 (Strategic plan)																																																																																																																																																																				
	HC	FTE	HC	FTE	HC	FTE	HC	FTE																																																																																																																																																																			
MMC-Total																																																																																																																																																																											
Enrollment	33,199	19,417	36,084	22,139	37,719	24,650	48,750	34,339																																																																																																																																																																			
Undergraduate	27,662	15,412	29,816	17,461	31,004	19,489	40,078	27,726																																																																																																																																																																			
Graduate	5,537	4,005	6,268	4,678	6,715	5,161	8,672	6,613																																																																																																																																																																			
BBC- Total																																																																																																																																																																											
Enrollment	7,273	2,895	7,838	3,267	9,055	3,906	16,000	5,238																																																																																																																																																																			
Undergraduate	6,713	2,606	7,236	2,950	8,359	3,526	14,769	4,743																																																																																																																																																																			
Graduate	560	289	602	317	696	380	1,231	495																																																																																																																																																																			
EEC Total																																																																																																																																																																											
Enrollment	2,456	1,055	2,647	1,188	2,918	1,379	3,552	1,894																																																																																																																																																																			
Undergraduate	1,942	864	2,093	979	2,302	1,137	2,799	1,569																																																																																																																																																																			
Graduate	514	191	554	209	616	242	753	325																																																																																																																																																																			
On-Line Total																																																																																																																																																																											
Enrollment	14,998	5,985	16,166	6,742	22,707	9,742	31,318	11,326																																																																																																																																																																			
Undergraduate	13,202	4,997	14,230	5,663	19,996	8,182	27,582	9,516																																																																																																																																																																			
Graduate	1,796	988	1,936	1,079	2,711	1,560	3,736	1,810																																																																																																																																																																			
University Total	57,926	29,352	62,735	33,336	72,399	39,677	99,620	52,797																																																																																																																																																																			

Item No.	Description																		
2.4	<p data-bbox="363 371 932 401">Future Space needs anticipated by campus: MMC</p> <div data-bbox="391 443 1393 1073">  <p data-bbox="428 919 586 947">DEVELOPMENT NEEDS</p> <table border="0" data-bbox="428 947 1187 1073"> <tr> <td>ACADEMIC + RESEARCH FACILITIES 1,077,560 SQ. FT. 8-4 BUILDINGS 6 STORIES EACH</td> <td>HUMANITIES CENTER / (ARTS & SCIENCES) 77,600 SF</td> <td>SUPPORT FACILITIES 1,007,740 SQ. FT. 7-9 BUILDINGS - 6 STORIES EACH</td> <td>SATELLITE CHILLER PLANT EXPANSION</td> <td>RECREATION / OPEN SPACE 70,045 SQ. FT. 2 BUILDINGS - 2 STORIES EACH</td> <td>HOUSING FACILITIES TBD</td> </tr> <tr> <td>GREEN LIBRARY EXPANSION 25,000 SF</td> <td>GRADUATE SCHOOL OF BUSINESS 90,000 SF</td> <td>STUDENT ACADEMIC SUPPORT CENTER 80,000 SF</td> <td></td> <td>TRAINING COMPLEX 40,500 SF</td> <td>STRUCTURED PARKING TBD</td> </tr> <tr> <td>SOCIAL SCIENCE, PHASE II 57,000 SF</td> <td>HONORS COLLEGE 78,500 SF</td> <td></td> <td></td> <td></td> <td></td> </tr> </table> <p data-bbox="1208 464 1382 716">LEGEND</p> <ul style="list-style-type: none"> Academic & Research Facilities (110,210,220,400,530, 540,570,580,590,710) Support Facilities (300, 630,650,660,670,800) Housing Facilities (900) Recreation / Open Space (500) Community Interface Parking Conservation <p data-bbox="1208 716 1382 737">(000) Space Categories</p> <p data-bbox="1208 758 1382 821">MODESTO MIDDLE COLLEGE CAMPUS FIGURE 16 DEVELOPMENT NEEDS</p> <p data-bbox="1208 842 1382 905">FIU FLORIDA INTERNATIONAL UNIVERSITY Campus Master Plan October 2012</p> <p data-bbox="1208 905 1382 968">0 250 500 1000 Scale 1:500</p> <p data-bbox="1208 989 1382 1052">NORTH PERKINS + WILL</p> </div>	ACADEMIC + RESEARCH FACILITIES 1,077,560 SQ. FT. 8-4 BUILDINGS 6 STORIES EACH	HUMANITIES CENTER / (ARTS & SCIENCES) 77,600 SF	SUPPORT FACILITIES 1,007,740 SQ. FT. 7-9 BUILDINGS - 6 STORIES EACH	SATELLITE CHILLER PLANT EXPANSION	RECREATION / OPEN SPACE 70,045 SQ. FT. 2 BUILDINGS - 2 STORIES EACH	HOUSING FACILITIES TBD	GREEN LIBRARY EXPANSION 25,000 SF	GRADUATE SCHOOL OF BUSINESS 90,000 SF	STUDENT ACADEMIC SUPPORT CENTER 80,000 SF		TRAINING COMPLEX 40,500 SF	STRUCTURED PARKING TBD	SOCIAL SCIENCE, PHASE II 57,000 SF	HONORS COLLEGE 78,500 SF				
ACADEMIC + RESEARCH FACILITIES 1,077,560 SQ. FT. 8-4 BUILDINGS 6 STORIES EACH	HUMANITIES CENTER / (ARTS & SCIENCES) 77,600 SF	SUPPORT FACILITIES 1,007,740 SQ. FT. 7-9 BUILDINGS - 6 STORIES EACH	SATELLITE CHILLER PLANT EXPANSION	RECREATION / OPEN SPACE 70,045 SQ. FT. 2 BUILDINGS - 2 STORIES EACH	HOUSING FACILITIES TBD														
GREEN LIBRARY EXPANSION 25,000 SF	GRADUATE SCHOOL OF BUSINESS 90,000 SF	STUDENT ACADEMIC SUPPORT CENTER 80,000 SF		TRAINING COMPLEX 40,500 SF	STRUCTURED PARKING TBD														
SOCIAL SCIENCE, PHASE II 57,000 SF	HONORS COLLEGE 78,500 SF																		
2.5	<p data-bbox="363 1131 902 1161">Future Space needs anticipated by campus: EC</p> <div data-bbox="391 1188 1393 1818">  <p data-bbox="428 1682 630 1709">DEVELOPMENT NEEDS</p> <table border="0" data-bbox="428 1709 1187 1818"> <tr> <td>ACADEMIC + RESEARCH FACILITIES NO ADDITIONAL SPACE NEEDED</td> <td>SUPPORT FACILITIES 22,000 SQ. FT. 0.2 BUILDINGS - 1 STORY</td> <td>RECREATION / OPEN SPACE 3,200 SQ. FT. 0.1 BUILDING - 1 STORY</td> <td>HOUSING FACILITIES TBD</td> <td>STRUCTURED PARKING TBD</td> </tr> <tr> <td>ENGINEERING BUILDING 27,840 SF</td> <td></td> <td></td> <td></td> <td></td> </tr> </table> <p data-bbox="1208 1209 1382 1461">LEGEND</p> <ul style="list-style-type: none"> Academic & Research Facilities (110,210,220,400,530, 540,570,580,590,710) Support Facilities (300, 630,650,660,670,800) Housing Facilities (900) Recreation / Open Space (500) Community Interface Parking Conservation <p data-bbox="1208 1461 1382 1482">(000) Space Categories</p> <p data-bbox="1208 1503 1382 1566">ENGINEERING CENTER CAMPUS FIGURE 23 DEVELOPMENT NEEDS</p> <p data-bbox="1208 1587 1382 1650">FIU FLORIDA INTERNATIONAL UNIVERSITY Campus Master Plan October 2012</p> <p data-bbox="1208 1650 1382 1713">0 250 500 1000 Scale 1:500</p> <p data-bbox="1208 1734 1382 1797">NORTH PERKINS + WILL</p> </div>	ACADEMIC + RESEARCH FACILITIES NO ADDITIONAL SPACE NEEDED	SUPPORT FACILITIES 22,000 SQ. FT. 0.2 BUILDINGS - 1 STORY	RECREATION / OPEN SPACE 3,200 SQ. FT. 0.1 BUILDING - 1 STORY	HOUSING FACILITIES TBD	STRUCTURED PARKING TBD	ENGINEERING BUILDING 27,840 SF												
ACADEMIC + RESEARCH FACILITIES NO ADDITIONAL SPACE NEEDED	SUPPORT FACILITIES 22,000 SQ. FT. 0.2 BUILDINGS - 1 STORY	RECREATION / OPEN SPACE 3,200 SQ. FT. 0.1 BUILDING - 1 STORY	HOUSING FACILITIES TBD	STRUCTURED PARKING TBD															
ENGINEERING BUILDING 27,840 SF																			

Item No.	Description
2.6	<p data-bbox="363 371 922 401">Future Space needs anticipated by campus: BBC</p>  <p data-bbox="1252 751 1338 806">BISCAYNE BAY CAMPUS FIGURE 36 DEVELOPMENT NEEDS</p> <p data-bbox="1227 852 1365 919">FIU FLORIDA INTERNATIONAL UNIVERSITY Campus Master Plan October 2012</p> <p data-bbox="1227 926 1365 972">0 250 500 1000 Scale: 1:500</p> <p data-bbox="1208 989 1260 1052">NORTH</p> <p data-bbox="1300 1016 1382 1052">PERKINS + WILL</p>
2.7	<p data-bbox="363 1106 1370 1169">Future Parking vs. Open Space Demand: It was desired by focus group to create parking structures in lieu of more surface parking in future growth plans.</p>
2.8	<p data-bbox="363 1190 1409 1247">Land Use: Proposed Land Use zones were discussed. <u>Each land use category will require a definition in the master plan.</u> A percentage of open space may also be in mixed use category.</p>
2.9	<p data-bbox="363 1268 1398 1356">Land Use for MMC: Housing zone is planned around the preserve Open Space area. Mixed Use zone is now proposed to encompass Academic and Research categories. Mixed use facilities may also incorporate housing and parking garages in the future.</p>  <p data-bbox="992 1608 1078 1654">MODESTO MAÑRIQUE CAMPUS FIGURE 11 LAND USE</p> <p data-bbox="976 1680 1097 1726">FIU FLORIDA INTERNATIONAL UNIVERSITY Campus Master Plan October 2012</p> <p data-bbox="976 1732 1097 1778">0 250 500 1000 Scale: 1:500</p> <p data-bbox="972 1795 1024 1858">NORTH</p> <p data-bbox="1045 1801 1110 1837">PERKINS + WILL</p>

Item No.	Description
2.10	<p>Land Use for BBC: The housing zone is questioned at south east area due to exposure and elevation issues. It will be revised to mixed use/open space categories. Mixed Use zone is now proposed to encompass Academic and Research categories. Mixed use facilities may also incorporate housing and parking garages in the future. Conservation zone will be revised to incorporate current FIU plans.</p> 
2.11	<p>Land Use for EC: Mixed Use zone is now proposed to encompass Academic and Research categories. Mixed use facilities may also incorporate housing and parking garages in the future. Wall of Wind and debris field zone will be revised to mixed use. Open space designation needs further study.</p> 
2.12	<p>Future building, open space and infrastructure needs by category and potential locations in the master plan were reviewed:</p> <ul style="list-style-type: none"> -Academic/Research -Support -Housing -Athletics/Recreation

Item No.	Description
	-Open Space
2.13	Homework Assignment: Focus Group was requested to identify desired building site locations for above categories on the presented diagrams and return to P+W by end of October.
2.14	External Affiliated Housing: Off Campus student and faculty housing developments are anticipated in Sweetwater and other neighboring communities to meet demands. This will also be factored in desired adjacencies on the campus perimeter.
2.15	Preliminary Concept Plan Themes: <ul style="list-style-type: none"> - Maximize programs at Modesto Maidique Campus - Create "E" center at Biscayne Bay Campus for Education and Environmental Studies - Maximize perimeter partnerships
2.16	Next Steps: Work Session #3-Focus Group Meeting on December 3, 2012, 2:00pm-4:00pm

End of Work Session #2 FOCUS GROUP 2 -Open Space, Recreation, Land Use, Conservation and Coastal Management Meeting Minutes

The foregoing constitutes our understanding of matters discussed and conclusions reached. Other participants are requested to review these items and advise the originator in writing of any errors or omissions.