

**PERKINS
 + WILL**

Meeting Minutes

By:	Perkins+Will - GK	Date:	11/30/2012
Meeting Date:	10/03/2012	Project Name:	BT-857 FIU-Campus Master Plan Update 2010-2020
Meeting Time:	1:00pm-3:00pm	Project No.:	810369.000
Meeting Location:	FIU CSC Rm 1123	Attendees:	<i>Focus Group Members:</i> -Larry Lunsford, Steering Committee Advocate -Cathy Akens (Student Life) -Jeff Krablin (Bus. Services) -Jim Wassenaar (Student Affairs) -Greg Olson (BBC Student Affairs) -Rob Frye (Rec. Services) -Javier Morales (SGA Rep.) -Bob Griffith, FIU -Stuart Grant, FIU -Krisan Osterby, P+W -Ben Sporer, P+W -Pat Bosch, P+W -Gene Kluesner, P+W
Next Meeting Date:	December 4, 2012 8:00am-10:00am		

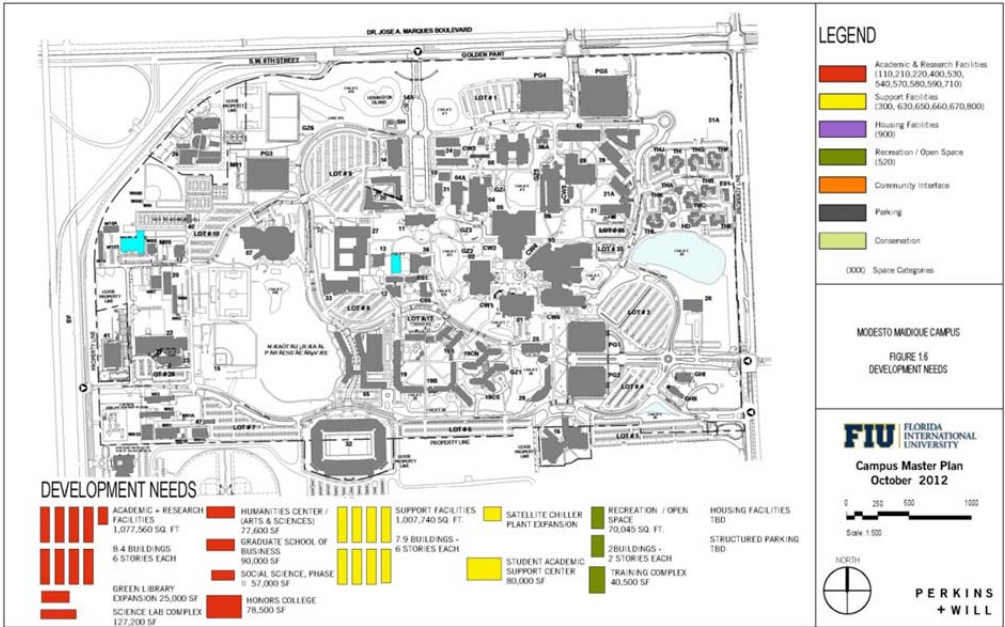
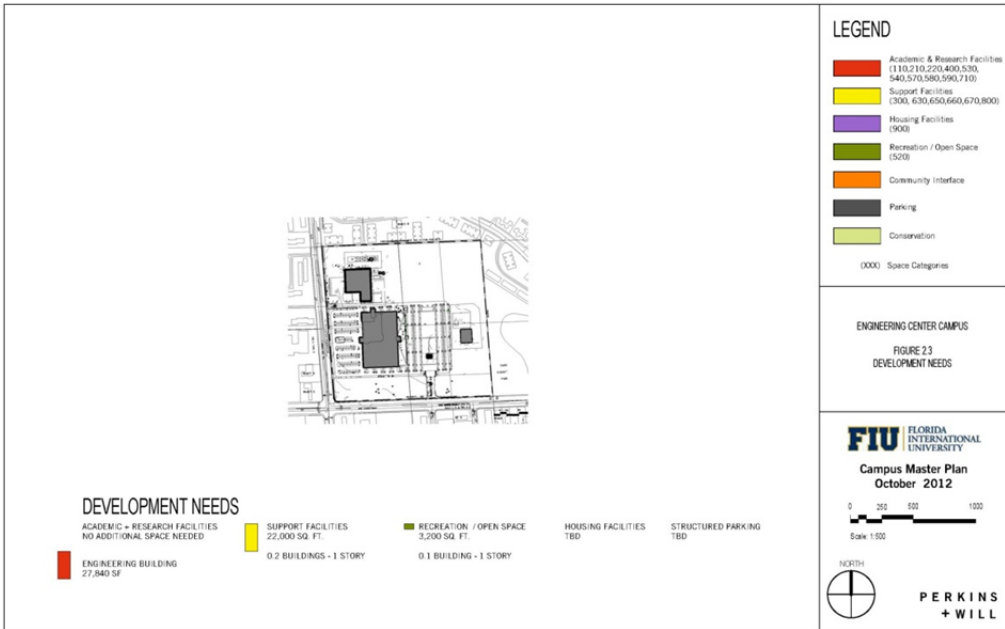
The attached are meeting notes for **Work Session #2**

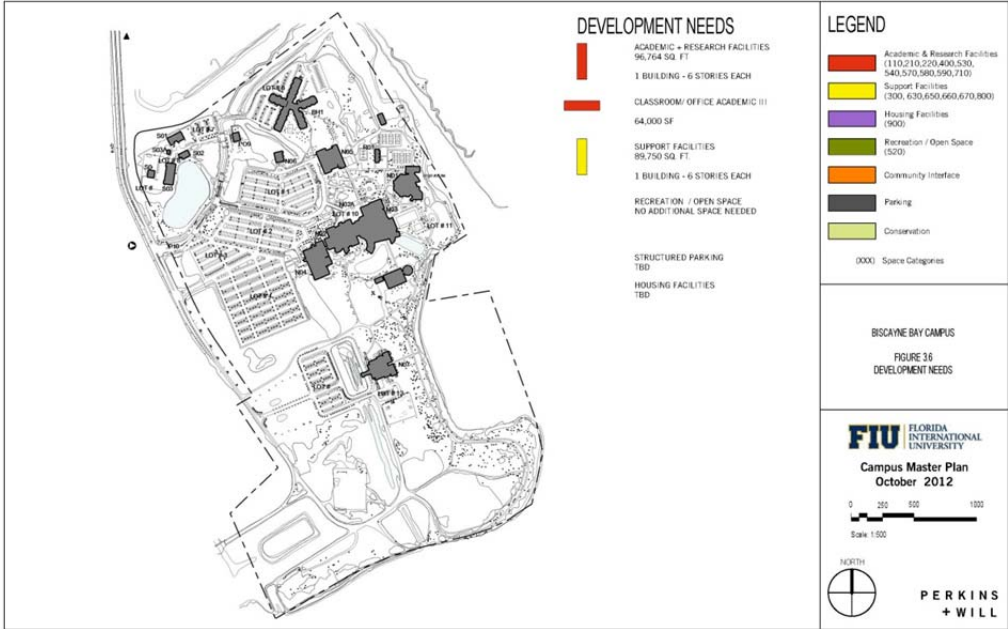
FOCUS GROUP 4 – Housing, Support Facilities & Student Life

Item No.	Description
2.1	Data/Schedule/Meetings confirmation: additional data requests for Inventory and Analysis report, project schedule, and upcoming meetings were confirmed with committee.
2.2	Review Focus Group discussions and homework summaries; FIU strengths, weaknesses, and best practices:

Item No.	Description																																																																																																																																																																										
	<p>Focus Group #4: Planning Precedents / Best Practices</p> <p>-Club and intramural courts and fields increase to meet demand:</p> <ul style="list-style-type: none"> • Basketball / Softball • Tennis • Lacrosse / Rugby • Soccer <p>-Rec. Center facilities and “play space” expand simultaneously with on-campus housing growth:</p> <ul style="list-style-type: none"> • First-floor gym space? • Roof-top court/field space? <p>New housing models: mixed use with classrooms, retail, dining, recreation and/or parking amenities</p> <ul style="list-style-type: none"> • Parkview Housing with connections to Stadium/Arena and the Preserve • Eco-housing / Environmental studies and research? • Co-curricular centers and theming? • Living-Learning centers and cohort housing? <p>-New partnerships with providers for off-campus housing: Sweetwater and North Miami development</p> <ul style="list-style-type: none"> • Faculty, grad/research students, married students and South Florida students. <p>-New Greek Housing Models: Duplex models or residential hall solutions</p> <ul style="list-style-type: none"> • Troy, USF, U of Pittsburgh, Georgia, Arizona, GWU 																																																																																																																																																																										
2.3	<p>Retail and Food Service Studies: Planned to be incorporated into the Student Centers, Housing, Garages, and Mixed use facilities in neighborhood concepts. Signage and Wayfinding is a very critical component to successful retail/food/health and wellness facilities. More seating spaces are desired inside and outside all facilities as well. Retail and Food service assumptions need to be confirmed in the final analysis.</p>																																																																																																																																																																										
2.5	<p>Overall Enrollment Projections were reviewed:</p> <table border="1"> <thead> <tr> <th rowspan="2">University Enrollment By Campus</th> <th colspan="2">CURRENT (2011)</th> <th colspan="2">2015</th> <th colspan="2">2020</th> <th colspan="2">2035 (Strategic plan)</th> </tr> <tr> <th>HC</th> <th>FTE</th> <th>HC</th> <th>FTE</th> <th>HC</th> <th>FTE</th> <th>HC</th> <th>FTE</th> </tr> </thead> <tbody> <tr> <td>MMC-Total</td> <td></td> <td></td> <td></td> <td></td> <td></td> <td></td> <td></td> <td></td> </tr> <tr> <td>Enrollment</td> <td>33,199</td> <td>19,417</td> <td>36,084</td> <td>22,139</td> <td>37,719</td> <td>24,650</td> <td>48,750</td> <td>34,339</td> </tr> <tr> <td>Undergraduate</td> <td>27,662</td> <td>15,412</td> <td>29,816</td> <td>17,461</td> <td>31,004</td> <td>19,489</td> <td>40,078</td> <td>27,726</td> </tr> <tr> <td>Graduate</td> <td>5,537</td> <td>4,005</td> <td>6,268</td> <td>4,678</td> <td>6,715</td> <td>5,161</td> <td>8,672</td> <td>6,613</td> </tr> <tr> <td>BBC- Total</td> <td></td> <td></td> <td></td> <td></td> <td></td> <td></td> <td></td> <td></td> </tr> <tr> <td>Enrollment</td> <td>7,273</td> <td>2,895</td> <td>7,838</td> <td>3,267</td> <td>9,055</td> <td>3,906</td> <td>16,000</td> <td>5,238</td> </tr> <tr> <td>Undergraduate</td> <td>6,713</td> <td>2,606</td> <td>7,236</td> <td>2,950</td> <td>8,359</td> <td>3,526</td> <td>14,769</td> <td>4,743</td> </tr> <tr> <td>Graduate</td> <td>560</td> <td>289</td> <td>602</td> <td>317</td> <td>696</td> <td>380</td> <td>1,231</td> <td>495</td> </tr> <tr> <td>EEC Total</td> <td></td> <td></td> <td></td> <td></td> <td></td> <td></td> <td></td> <td></td> </tr> <tr> <td>Enrollment</td> <td>2,456</td> <td>1,055</td> <td>2,647</td> <td>1,188</td> <td>2,918</td> <td>1,379</td> <td>3,552</td> <td>1,894</td> </tr> <tr> <td>Undergraduate</td> <td>1,942</td> <td>864</td> <td>2,093</td> <td>979</td> <td>2,302</td> <td>1,137</td> <td>2,799</td> <td>1,569</td> </tr> <tr> <td>Graduate</td> <td>514</td> <td>191</td> <td>554</td> <td>209</td> <td>616</td> <td>242</td> <td>753</td> <td>325</td> </tr> <tr> <td>On-Line Total</td> <td></td> <td></td> <td></td> <td></td> <td></td> <td></td> <td></td> <td></td> </tr> <tr> <td>Enrollment</td> <td>14,998</td> <td>5,985</td> <td>16,166</td> <td>6,742</td> <td>22,707</td> <td>9,742</td> <td>31,318</td> <td>11,326</td> </tr> <tr> <td>Undergraduate</td> <td>13,202</td> <td>4,997</td> <td>14,230</td> <td>5,663</td> <td>19,996</td> <td>8,182</td> <td>27,582</td> <td>9,516</td> </tr> <tr> <td>Graduate</td> <td>1,796</td> <td>988</td> <td>1,936</td> <td>1,079</td> <td>2,711</td> <td>1,560</td> <td>3,736</td> <td>1,810</td> </tr> <tr> <td>University Total</td> <td>57,926</td> <td>29,352</td> <td>62,735</td> <td>33,336</td> <td>72,399</td> <td>39,677</td> <td>99,620</td> <td>52,797</td> </tr> </tbody> </table>	University Enrollment By Campus	CURRENT (2011)		2015		2020		2035 (Strategic plan)		HC	FTE	HC	FTE	HC	FTE	HC	FTE	MMC-Total									Enrollment	33,199	19,417	36,084	22,139	37,719	24,650	48,750	34,339	Undergraduate	27,662	15,412	29,816	17,461	31,004	19,489	40,078	27,726	Graduate	5,537	4,005	6,268	4,678	6,715	5,161	8,672	6,613	BBC- Total									Enrollment	7,273	2,895	7,838	3,267	9,055	3,906	16,000	5,238	Undergraduate	6,713	2,606	7,236	2,950	8,359	3,526	14,769	4,743	Graduate	560	289	602	317	696	380	1,231	495	EEC Total									Enrollment	2,456	1,055	2,647	1,188	2,918	1,379	3,552	1,894	Undergraduate	1,942	864	2,093	979	2,302	1,137	2,799	1,569	Graduate	514	191	554	209	616	242	753	325	On-Line Total									Enrollment	14,998	5,985	16,166	6,742	22,707	9,742	31,318	11,326	Undergraduate	13,202	4,997	14,230	5,663	19,996	8,182	27,582	9,516	Graduate	1,796	988	1,936	1,079	2,711	1,560	3,736	1,810	University Total	57,926	29,352	62,735	33,336	72,399	39,677	99,620	52,797
University Enrollment By Campus	CURRENT (2011)		2015		2020		2035 (Strategic plan)																																																																																																																																																																				
	HC	FTE	HC	FTE	HC	FTE	HC	FTE																																																																																																																																																																			
MMC-Total																																																																																																																																																																											
Enrollment	33,199	19,417	36,084	22,139	37,719	24,650	48,750	34,339																																																																																																																																																																			
Undergraduate	27,662	15,412	29,816	17,461	31,004	19,489	40,078	27,726																																																																																																																																																																			
Graduate	5,537	4,005	6,268	4,678	6,715	5,161	8,672	6,613																																																																																																																																																																			
BBC- Total																																																																																																																																																																											
Enrollment	7,273	2,895	7,838	3,267	9,055	3,906	16,000	5,238																																																																																																																																																																			
Undergraduate	6,713	2,606	7,236	2,950	8,359	3,526	14,769	4,743																																																																																																																																																																			
Graduate	560	289	602	317	696	380	1,231	495																																																																																																																																																																			
EEC Total																																																																																																																																																																											
Enrollment	2,456	1,055	2,647	1,188	2,918	1,379	3,552	1,894																																																																																																																																																																			
Undergraduate	1,942	864	2,093	979	2,302	1,137	2,799	1,569																																																																																																																																																																			
Graduate	514	191	554	209	616	242	753	325																																																																																																																																																																			
On-Line Total																																																																																																																																																																											
Enrollment	14,998	5,985	16,166	6,742	22,707	9,742	31,318	11,326																																																																																																																																																																			
Undergraduate	13,202	4,997	14,230	5,663	19,996	8,182	27,582	9,516																																																																																																																																																																			
Graduate	1,796	988	1,936	1,079	2,711	1,560	3,736	1,810																																																																																																																																																																			
University Total	57,926	29,352	62,735	33,336	72,399	39,677	99,620	52,797																																																																																																																																																																			

Item No.	Description																																																	
2.6	Housing Projections for MMC were reviewed: 12% Capture Rate:																																																	
	<table border="1"> <thead> <tr> <th colspan="2"></th> <th>2015</th> <th>2020</th> <th>2035 (Strategic plan)</th> </tr> </thead> <tbody> <tr> <td colspan="2">BED COUNTS</td> <td colspan="3"></td> </tr> <tr> <td colspan="2">% of FTE housed on campus</td> <td colspan="3"></td> </tr> <tr> <td>Total number of Beds</td> <td></td> <td></td> <td></td> <td></td> </tr> <tr> <td>836</td> <td>39%</td> <td>1200</td> <td>1200</td> <td>1566</td> </tr> <tr> <td>693</td> <td>37%</td> <td>654</td> <td>654</td> <td>845</td> </tr> <tr> <td>885</td> <td>8%</td> <td>1119</td> <td>1119</td> <td>1430</td> </tr> <tr> <td>172</td> <td>4%</td> <td>217</td> <td>217</td> <td>280</td> </tr> <tr> <td>x</td> <td>#VALUE!</td> <td>x</td> <td>x</td> <td>x</td> </tr> <tr> <td>2586</td> <td>13%</td> <td>3190</td> <td>3190</td> <td>4121</td> </tr> </tbody> </table>			2015	2020	2035 (Strategic plan)	BED COUNTS					% of FTE housed on campus					Total number of Beds					836	39%	1200	1200	1566	693	37%	654	654	845	885	8%	1119	1119	1430	172	4%	217	217	280	x	#VALUE!	x	x	x	2586	13%	3190	3190
		2015	2020	2035 (Strategic plan)																																														
BED COUNTS																																																		
% of FTE housed on campus																																																		
Total number of Beds																																																		
836	39%	1200	1200	1566																																														
693	37%	654	654	845																																														
885	8%	1119	1119	1430																																														
172	4%	217	217	280																																														
x	#VALUE!	x	x	x																																														
2586	13%	3190	3190	4121																																														
2.6	20% Capture Rate:																																																	
	<table border="1"> <thead> <tr> <th colspan="2"></th> <th>2015</th> <th>2020</th> <th>2035 (Strategic plan)</th> </tr> </thead> <tbody> <tr> <td colspan="2">BED COUNTS</td> <td colspan="3"></td> </tr> <tr> <td colspan="2">% of FTE housed on campus</td> <td colspan="3"></td> </tr> <tr> <td>Total number of Beds</td> <td></td> <td></td> <td></td> <td></td> </tr> <tr> <td>836</td> <td>39%</td> <td>1200</td> <td>1200</td> <td>1860</td> </tr> <tr> <td>693</td> <td>37%</td> <td>642</td> <td>846</td> <td>990</td> </tr> <tr> <td>885</td> <td>8%</td> <td>1953</td> <td>2174</td> <td>3029</td> </tr> <tr> <td>172</td> <td>4%</td> <td>633</td> <td>710</td> <td>989</td> </tr> <tr> <td>x</td> <td>#VALUE!</td> <td>x</td> <td>x</td> <td>x</td> </tr> <tr> <td>2586</td> <td>13%</td> <td>4428</td> <td>4930</td> <td>6868</td> </tr> </tbody> </table>			2015	2020	2035 (Strategic plan)	BED COUNTS					% of FTE housed on campus					Total number of Beds					836	39%	1200	1200	1860	693	37%	642	846	990	885	8%	1953	2174	3029	172	4%	633	710	989	x	#VALUE!	x	x	x	2586	13%	4428	4930
		2015	2020	2035 (Strategic plan)																																														
BED COUNTS																																																		
% of FTE housed on campus																																																		
Total number of Beds																																																		
836	39%	1200	1200	1860																																														
693	37%	642	846	990																																														
885	8%	1953	2174	3029																																														
172	4%	633	710	989																																														
x	#VALUE!	x	x	x																																														
2586	13%	4428	4930	6868																																														
2.7	Housing Projections for BBC were reviewed:																																																	
	12% Capture Rate:																																																	
2.7	20% Capture Rate:																																																	

Item No.	Description																								
2.8	<p data-bbox="363 371 932 401">Future Space needs anticipated by campus: MMC</p>  <p data-bbox="428 932 586 953">DEVELOPMENT NEEDS</p> <table border="0" data-bbox="428 957 1185 1079"> <tr> <td>ACADEMIC = RESEARCH FACILITIES 1,077,960 SQ. FT.</td> <td>HUMANITIES CENTER (ARTS & SCIENCES) 77,600 SF</td> <td>SUPPORT FACILITIES 1,007,740 SQ. FT.</td> <td>SATELLITE CHILLER PLANT EXPANSION 70,045 SQ. FT.</td> <td>RECREATION / OPEN SPACE 70,045 SQ. FT.</td> <td>HOUSING FACILITIES TBD</td> </tr> <tr> <td>8-4 BUILDINGS 6 STORIES EACH</td> <td>GRADUATE SCHOOL OF BUSINESS 90,000 SF</td> <td>7-9 BUILDINGS - 6 STORIES EACH</td> <td>STUDENT ACADEMIC SUPPORT CENTER 80,000 SF</td> <td>2 BUILDINGS - 2 STORIES EACH</td> <td>STRUCTURED PARKING TBD</td> </tr> <tr> <td>GREEN LIBRARY EXPANSION: 25,000 SF SCIENCE LAB COMPLEX 127,200 SF</td> <td>SOCIAL SCIENCE, PHASE II 57,000 SF</td> <td></td> <td></td> <td>TRAINING COMPLEX 40,500 SF</td> <td></td> </tr> <tr> <td></td> <td>HONORS COLLEGE 78,500 SF</td> <td></td> <td></td> <td></td> <td></td> </tr> </table> <p data-bbox="1203 478 1268 499">LEGEND</p> <ul style="list-style-type: none"> Academic & Research Facilities (110,210,220,400,530, 540,570,580,590,710) Support Facilities (300, 630,650,660,670,800) Housing Facilities (900) Recreation / Open Space (520) Community Interface Parking Conservation <p data-bbox="1203 730 1317 751">0000: Space Categories</p> <p data-bbox="1203 779 1349 831">MODESTO MADDIO CAMPUS FIGURE 1.6 DEVELOPMENT NEEDS</p> <p data-bbox="1203 877 1390 947">FIU FLORIDA INTERNATIONAL UNIVERSITY Campus Master Plan October 2012</p> <p data-bbox="1203 957 1390 1010">0 200 400 1000 Scale: 1:500</p> <p data-bbox="1203 1010 1390 1079">NORTH PERKINS + WILL</p>	ACADEMIC = RESEARCH FACILITIES 1,077,960 SQ. FT.	HUMANITIES CENTER (ARTS & SCIENCES) 77,600 SF	SUPPORT FACILITIES 1,007,740 SQ. FT.	SATELLITE CHILLER PLANT EXPANSION 70,045 SQ. FT.	RECREATION / OPEN SPACE 70,045 SQ. FT.	HOUSING FACILITIES TBD	8-4 BUILDINGS 6 STORIES EACH	GRADUATE SCHOOL OF BUSINESS 90,000 SF	7-9 BUILDINGS - 6 STORIES EACH	STUDENT ACADEMIC SUPPORT CENTER 80,000 SF	2 BUILDINGS - 2 STORIES EACH	STRUCTURED PARKING TBD	GREEN LIBRARY EXPANSION: 25,000 SF SCIENCE LAB COMPLEX 127,200 SF	SOCIAL SCIENCE, PHASE II 57,000 SF			TRAINING COMPLEX 40,500 SF			HONORS COLLEGE 78,500 SF				
ACADEMIC = RESEARCH FACILITIES 1,077,960 SQ. FT.	HUMANITIES CENTER (ARTS & SCIENCES) 77,600 SF	SUPPORT FACILITIES 1,007,740 SQ. FT.	SATELLITE CHILLER PLANT EXPANSION 70,045 SQ. FT.	RECREATION / OPEN SPACE 70,045 SQ. FT.	HOUSING FACILITIES TBD																				
8-4 BUILDINGS 6 STORIES EACH	GRADUATE SCHOOL OF BUSINESS 90,000 SF	7-9 BUILDINGS - 6 STORIES EACH	STUDENT ACADEMIC SUPPORT CENTER 80,000 SF	2 BUILDINGS - 2 STORIES EACH	STRUCTURED PARKING TBD																				
GREEN LIBRARY EXPANSION: 25,000 SF SCIENCE LAB COMPLEX 127,200 SF	SOCIAL SCIENCE, PHASE II 57,000 SF			TRAINING COMPLEX 40,500 SF																					
	HONORS COLLEGE 78,500 SF																								
2.9	<p data-bbox="363 1127 902 1157">Future Space needs anticipated by campus: EC</p>  <p data-bbox="428 1675 630 1696">DEVELOPMENT NEEDS</p> <table border="0" data-bbox="428 1701 1185 1808"> <tr> <td>ACADEMIC = RESEARCH FACILITIES NO ADDITIONAL SPACE NEEDED</td> <td>SUPPORT FACILITIES 22,000 SQ. FT.</td> <td>RECREATION / OPEN SPACE 3,200 SQ. FT.</td> <td>HOUSING FACILITIES TBD</td> <td>STRUCTURED PARKING TBD</td> </tr> <tr> <td>ENGINEERING BUILDING 27,840 SF</td> <td>0-2 BUILDINGS - 1 STORY</td> <td>0-1 BUILDING - 1 STORY</td> <td></td> <td></td> </tr> </table> <p data-bbox="1203 1199 1268 1220">LEGEND</p> <ul style="list-style-type: none"> Academic & Research Facilities (110,210,220,400,530, 540,570,580,590,710) Support Facilities (300, 630,650,660,670,800) Housing Facilities (900) Recreation / Open Space (520) Community Interface Parking Conservation <p data-bbox="1203 1440 1317 1461">0000: Space Categories</p> <p data-bbox="1203 1497 1349 1549">ENGINEERING CENTER CAMPUS FIGURE 2.3 DEVELOPMENT NEEDS</p> <p data-bbox="1203 1602 1390 1671">FIU FLORIDA INTERNATIONAL UNIVERSITY Campus Master Plan October 2012</p> <p data-bbox="1203 1682 1390 1734">0 200 400 1000 Scale: 1:500</p> <p data-bbox="1203 1734 1390 1808">NORTH PERKINS + WILL</p>	ACADEMIC = RESEARCH FACILITIES NO ADDITIONAL SPACE NEEDED	SUPPORT FACILITIES 22,000 SQ. FT.	RECREATION / OPEN SPACE 3,200 SQ. FT.	HOUSING FACILITIES TBD	STRUCTURED PARKING TBD	ENGINEERING BUILDING 27,840 SF	0-2 BUILDINGS - 1 STORY	0-1 BUILDING - 1 STORY																
ACADEMIC = RESEARCH FACILITIES NO ADDITIONAL SPACE NEEDED	SUPPORT FACILITIES 22,000 SQ. FT.	RECREATION / OPEN SPACE 3,200 SQ. FT.	HOUSING FACILITIES TBD	STRUCTURED PARKING TBD																					
ENGINEERING BUILDING 27,840 SF	0-2 BUILDINGS - 1 STORY	0-1 BUILDING - 1 STORY																							

Item No.	Description
2.10	<p>Future Space needs anticipated by campus: BBC</p> 
2.11	<p>Graham Center (MMC) and Wolf Center (BBC) Expansion Studies: Student Centers on MMC and BBC will be expanded and incorporate best practices from around the country. Ballroom expansions, student collaboration areas, and student services required for enrollment growth projections are all anticipated.</p>
2.12	<p>Housing Projections: If “out of area” recruitment / enrollment projections increase, then the beds anticipated will be higher than shown. Recent housing goals have been met at 12% capture rates. Graduate housing should be planned into EC location as well.</p>
2.13	<p>Preliminary Concept Plan Themes:</p> <ul style="list-style-type: none"> - Maximize programs at Modesto Maidique Campus - Create “E” center at Biscayne Bay Campus for Education and Environmental Studies - Maximize perimeter partnerships
2.14	<p>Next Steps: Work Session #3-Focus Group Meeting on December 4, 2012, 8:00am-10:00am</p>

End of Work Session #2 FOCUS GROUP 4 – Housing, Support Facilities & Student Life Meeting Minutes

The foregoing constitutes our understanding of matters discussed and conclusions reached. Other participants are requested to review these items and advise the originator in writing of any errors or omissions.